

Crystal Clean Instructions

Iv SAN BERNARD^{usa}
HEALTH is BEAUTY

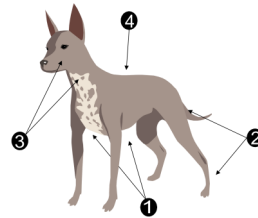


For brightening and restoring coats to their true color. Eliminates yellowing caused by oil and hairspray residues, tear stains, beard staining, and general oxidation. Whitens white, diminishes red from black coats, and highlights silver in dull, grey hair.

STEP 1: CLEANSE



In a mixing bowl, mix one part Crystal Clean Shampoo to three parts Purifying Shampoo. Add 3 times the water and whisk.




Apply the shampoo and let set for **5 full minutes**.

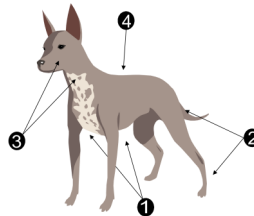


Rinse well until the water runs clear in the order you bathed. Do one final rinse between the toes and foot pads for optimal results.

STEP 2: HYDRATE



In a mixing bowl whisk 1 part conditioner with 3 parts water.



Apply the conditioner and let rest for **5 minutes**.



Rinse well until the water runs clear in the order you bathed. Do one final rinse between the toes and foot pads for optimal results.

SUPPLEMENTS

Silver Clean Lotion



To be used with Cristal Clean shampoo to DOUBLE whitening effect 1:1 ratio. Let sit for 5 minutes. Rinse.

NOTE: Do NOT use on a dog that had oxidizing products such as bleach or chlorine on their coat...dog will turn blue!



Cristal Clean Whitening Mousse

ANTI-YELLOWING Creamy mousse designed to remove yellowish stains from white coats and reddish stains from black coats.

Apply on the wet coat after the conditioning step, massage, comb and let it rest for 10 minutes. Then rinse and dry.